

July 8, 2013

✓
The Secretary,
Madras Stock Exchange Ltd.,
Post Box No. 183,
11, Second Line Beach,
Chennai – 600 001.

✓
The Secretary,
Bombay Stock Exchange Ltd.
Phiroze Jeejeebhai Towers,
Dalal Street,
Mumbai – 400 001.

Dear Sir,


Sub: Submission of Distribution Schedule for the quarter ended 30.06.2013

We invite your attention to Clause 35 of the Listing Agreement regarding distribution Schedule. In this connection, please find enclosed four copies of the Distribution Schedule for the quarter ended 30.06.2013.

Kindly acknowledge receipt of the same.

Thanking you,

Yours truly,
For ELNET TECHNOLOGIES LIMITED,


C. VENKATARAMAN
COMPLIANCE OFFICER

Encl.: As above



Name of the Company : Elnet Technologies Ltd

Scrip Code : 517477 Quarter Ended : 30.06.2013

Class : Equity

Convertible Securities

Partly paid up shares	No. of partly paid up shares	As a % of total no. of partly paid up shares	As a % of total no. of shares of the company
Held promoter / promoter group	0	0.00	0.00
Held by public	0	0.00	0.00
Total - D	0	0.00	0.00

Outstanding Convertible Securities

Outstanding Convertible Securities	No. of outstanding securities	As a % of total no. of outstanding convertible securities	As a % of total no. of shares of the company, assuming full conversion of the convertible securities
Held promoter / promoter group	0	0.00	0.00
Held by public	0	0.00	0.00
Total - E	0	0.00	0.00

Warrants

Warrants	No. of warrants	As a % of total no. of warrants	As a % of total no. of shares of the company, assuming full conversion of warrants
Held promoter / promoter group	0	0.00	0.00
Held by public	0	0.00	0.00

Total paid up capital of the company assuming full conversion of warrants and convertible securities

4000007





Statement Showing Shareholding Pattern

Name of the Company : ELNET TECHNOLOGIES LIMITED

Scrip Code : 517477

Quarter Ended :

30.06.2013

Class : Equity

Category code	Category of Shareholder	Number of Shareholders	Total No. of Shares	Shares in Demat	Total shareholding as a percentage of total number of shares		Shares Pledged on Otherwise Encumbered	
					As a percentage of (A+B)	As a percentage of (A+B+C)	Number of shares	As a percentage of IX = (VIII)/IV
(I)	(II)	(III)	(IV)	(V)	(VI)	(VII)	(VIII)	(IX)
(A)	Shareholding of Promoter and Promoter Group							
1	Indian							
(a)	Individuals/ Hindu Undivided Family	1	369483	369483	9.2371	9.2371	0.0000	0.0000
(b)	State Government	1	1040006	1040006	26.0001	26.0001	0.0000	0.0000
(c)	Bodies Corporate	3	704372	704372	17.6093	17.6093	0.0000	0.0000
(d)	Financial Institutions/ Banks	0	0	0	0.0000	0.0000	0.0000	0.0000
(e)	Any Others(Specify)	0	0	0	0.0000	0.0000	0.0000	0.0000
(e-i)	State Government Institutions	0	0	0	0.0000	0.0000	0.0000	0.0000
(e-ii)								
	Sub Total(A)(1)	5	2113861	2113861	52.8464	52.8464	0.0000	0.0000
2	Foreign							
a	Individuals (Non-Residents)	0	0	0	0.0000	0.0000	0.0000	0.0000
b	Bodies Corporate	0	0	0	0.0000	0.0000	0.0000	0.0000
c	Institutions	0	0	0	0.0000	0.0000	0.0000	0.0000
d	Any Others(Specify)	0	0	0	0.0000	0.0000	0.0000	0.0000
d-i								
d-ii								
	Sub Total(A)(2)	0	0	0	0.0000	0.0000	0.0000	0.0000
	Total Shareholding of Promoter and Promoter Group (A)= (A)(1)+(A)(2)	5	2113861	2113861	52.8464	52.8464	0.0000	0.0000





Category code	Category of Shareholder	Number of Shareholders	Total No. of Shares	Shares in Demat	Total shareholding as a percentage of total number of shares		Shares Pledged on Otherwise Encumbered	
					As a percentage of (A+B)	As a percentage of (A+B+C)	Number of shares	As a percentage of IX = (VIII)/IV
(B)	Public shareholding							
1	Institutions							
(a)	Mutual Funds/ UTI	0	0	0	0.0000	0.0000	0.0000	0.0000
(b)	Financial Institutions / Banks	0	0	0	0.0000	0.0000	0.0000	0.0000
(c)	Central Government/ State Government(s)	0	0	0	0.0000	0.0000	0.0000	0.0000
(d)	Venture Capital Funds	0	0	0	0.0000	0.0000	0.0000	0.0000
(e)	Insurance Companies	0	0	0	0.0000	0.0000	0.0000	0.0000
(f)	Foreign Institutional Investors	0	0	0	0.0000	0.0000	0.0000	0.0000
(g)	Foreign Venture Capital	0	0	0	0.0000	0.0000	0.0000	0.0000
(h)	Any Other (specify)	0	0	0	0.0000	0.0000	0.0000	0.0000
	Sub-Total (B)(1)	0	0	0	0.0000	0.0000	0.0000	0.0000
B 2	Non-institutions							
(a)	Bodies Corporate	157	125117	115217	3.1279	3.1279	NA	NA
(b)	Individuals							
I	Individuals -I. Individual shareholders holding nominal share capital up to Rs 1 lakh	6245	1436051	1187380	35.9012	35.9012	NA	NA
II	Individual shareholders holding nominal share capital in excess of Rs. 1 lakh.	11	243427	243427	6.0857	6.0857	NA	NA
(c)	Qualified Foreign Investor	0	0	0	0.0000	0.0000	0.0000	0.0000
(d)	Any Other							
	Clearing Member	11	475	475	0.0119	0.0119	NA	NA
	Hindu Undivided Families	130	72371	72371	1.8093	1.8093	NA	NA
	Non Resident Indians	20	8705	8705	0.2176	0.2176	NA	NA
	Sub-Total (B)(2)	6574	1886146	1627575	47.1536	47.1536	0.0000	0.0000





Category code	Category of Shareholder	Number of Shareholders	Total No. of Shares	Shares in Demat	Total shareholding as a percentage of total number of shares		Shares Pledged on Otherwise Encumbered	
					As a percentage of (A+B)	As a percentage of (A+B+C)	Number of shares	As a percentage of IX = (VIII)/IV
(B)	Total Public Shareholding (B) = (B)(1)+(B)(2)	6574	1886146	1627575	47.1536	47.1536	NA	NA
	TOTAL (A)+(B)	6579	4000007	3741436	100.0000	100.0000	0.0000	0.0000
(C)	Shares held by Custodians and against which Depository Receipts have been issued	0	0	0	0.0000	0.0000	NA	NA
	Promoter and Promoter Group	0	0	0	0.0000	0.0000	NA	NA
	Public	0	0	0	0.0000	0.0000	NA	NA
	GRAND TOTAL (A)+(B)+(C)	6579	4000007	3741436	100.0000	100.0000	0.0000	0.0000





(2)(b) Statement showing holding of securities (including shares, warrants, convertible securities) of person belonging to the category "Promoter and Promoter Group" - 30.06.2023

Sr. No.	Name of the shareholder	Details of Shares Held		Encumbered shares			Details of warrants		Details of convertible securities		Total shares (including underlying shares assuming full conversion of warrants and convertible securities) as a % of diluted share capital
		Number of shares held	As a % of Grand Total (A)+(B)+(C)	No. of shares held	As a percentage	As a % of grand total (A) + (B) + (C)	Number of warrants held	As a % of total number of warrants of the same class	Number of warrants held	As a % of total number of warrants of the same class	
(i)	(ii)	(iii)	(iv)	(v)	(vi) = (v) / (iii) X 100	(vii)	(viii)	(ix)	(x)	(xi)	(xii)
1	Electronics Corporation of Tamilnadu Ltd.	1040006	26.0001	0	0	0	0	0.0000	0	0.0000	26.0001
2	Star Technologies Pvt. Ltd.	450000	11.2499	0	0	0	0	0.0000	0	0.0000	11.2499
3	Star Projects Management Pvt. Ltd.		0.0000	0	0	0	0	0.0000	0	0.0000	0.0000
4	Southern Projects Management Pvt. Ltd.	254371	6.3593	0	0	0	0	0.0000	0	0.0000	6.3593
5	Suganmugham Thirugarsan	369483	9.2371	0	0	0	0	0.0000	0	0.0000	9.2371
TOTAL		2113861	52.8464	0	0	0	0	0.0000	0	0.0000	52.8464





(1) (C10) Statement showing of securities (including shares, warrants, convertible securities) of persons belonging to the category "Public" and holding more than 1% of the total number of shares - 30.06.2013

Sr. No.	Name of the shareholder			Details of warrants		Details of convertible securities		Total shares (including underlying shares assuming full conversion of warrants and convertible securities) as a % of diluted share capital
		Number of shares held	Shares as a % of Total number of shares (i.e., Grand Total (A) + (B) + (C) indicated in Statement at para (1)(a) above)	No. of warrants held	As a % total number of warrants of the same class	Number of convertible securities held	% w.r.t. total number of convertible securities of the same class	
1	Vinay Rao K	45635	1.1408	0	0	0	0	1.1408
TOTAL		45635	1.1408	0.0000	0.0000	0	0.0000	1.1408





(D) (C) (ii) Statement showing of securities (including shares, warrants, convertible securities) of persons (together with PAC) belonging to category "Public" and holding more than 5% of the total number of shares of the company -30.06.2013

Sr. No.	Name(s) of the shareholder(s) and the Persons Acting in Concert(PAC) with them			Details of warrants		Details of convertible securities		Total shares (Including underlying shares assuming full conversion of warrants and convertible securities) as a % of diluted share capital
		Number of shares held	Shares as a % of Total number of shares (i.e., Grand Total (A) + (B) + (C) indicated in Statement at para (I)(a) above)	No. of warrants held	As a % total number of warrants of the same class	Number of convertible securities held	% w.r.t. total number of convertible securities of the same class	
1				NIL				
	TOTAL	0	0.0000			0	0.0000	0





(1)(d) Statement showing details of locked-in-shares 30-06-2013

Sr. No.	Name of the shareholder	Category of Shareholders (Promoters/Public)	Number of locked in shares	Locked-In shares as a % of Total Number of shares (i.e. Grand Total) (A) + (B) + (C) indicated in statement at para (1) (a) (Above)
1		NIL		
	TOTAL			





(II)(a) Statement showing details of Depository Receipts (DRs) - 30.06.2013

Sr. No.	Type of outstanding DR (ADRs, GDRs, SDRs, etc.)	Number of outstanding DRs	Number of shares underlying outstanding DRs	Shares underlying outstanding DRs as a percentage of total number of shares (i.e., Grand Total (A)+(B)+(C) indicated in Statement at para (I)(a) above}
1				
2				
3				
4				
TOTAL		0	0	0.00





(II)(b) Statement showing Holding of Depository Receipts (DRs), where underlying

shares held by Promoter/Promoter Group are in excess of 1% of the total number of shares - 30.06.2013

Sr. No.	Name of the DR Holder	Type of outstanding DR (ADRs, GDRs, SDRs, etc.)	Number of shares underlying outstanding DRs	Shares underlying outstanding DRs as a percentage of total number of shares {i.e., Grand Total (A)+(B)+(C) indicated in Statement at para (I)(a) above}
1				
2				
3				
4				
TOTAL			0	0.00



October 7, 2013

✓ The Secretary,
Madras Stock Exchange Ltd.,
Post Box No. 183,
11, Second Line Beach,
Chennai – 600 001.

The Secretary,
Bombay Stock Exchange Ltd.
Phiroze Jeejeebhai Towers,
Dalal Street,
Mumbai – 400 001.

Dear Sir,


Sub: Submission of Distribution Schedule for the quarter ended 30.09.2013 ✓

We invite your attention to Clause 35 of the Listing Agreement regarding distribution Schedule. In this connection, please find enclosed four copies of the Distribution Schedule for the quarter ended 30.09.2013. ✓

Kindly acknowledge receipt of the same.

Thanking you,

Yours truly,
For ELNET TECHNOLOGIES LIMITED,



C. VENKATARAMANAN
COMPLIANCE OFFICER

Encl.: As above



Name of the Company : Elnet Technologies Ltd

Scrip Code : 517477 Quarter Ended : 30.09.2013

Class : Equity

Convertible Securities

Partly paid up shares	No. of partly paid up shares	As a % of total no. of partly paid up shares	As a % of total no. of shares of the company
Held promoter / promoter group	0	0.00	0.00
Held by public	0	0.00	0.00
Total - D	0	0.00	0.00

Outstanding Convertible Securities

Outstanding Convertible Securities	No. of outstanding securities	As a % of total no. of outstanding convertible securities	As a % of total no. of shares of the company, assuming full conversion of the convertible securities
Held promoter / promoter group	0	0.00	0.00
Held by public	0	0.00	0.00
Total - E	0	0.00	0.00

Warrants

Warrants	No. of warrants	As a % of total no. of warrants	As a % of total no. of shares of the company, assuming full conversion of warrants
Held promoter / promoter group	0	0.00	0.00
Held by public	0	0.00	0.00

Total paid up capital of the company assuming full conversion of warrants and convertible securities

4000007





Statement Showing Shareholding Pattern

Name of the Company : **ELNET TECHNOLOGIES LIMITED**

Scrip Code : **517477**

Quarter Ended :

30.09.2013

Class : **Equity**

Category code	Category of Shareholder	Number of Shareholders	Total No. of Shares	Shares in Demat	Total shareholding as a percentage of total number of shares		Shares Pledged on Otherwise Encumbered	
					As a percentage of(A+B)	As a percentage of (A+B+C)	Number of shares	As a percentage of IX = (VIII)/IV
(I)	(II)	(III)	(IV)	(V)	(VI)	(VII)	(VIII)	(IX)
(A)	Shareholding of Promoter and Promoter Group							
1	Indian							
(a)	Individuals/ Hindu Undivided Family	1	369483	369483	9.2371	9.2371	0.0000	0.0000
(b)	State Government	1	1040006	1040006	26.0001	26.0001	0.0000	0.0000
(c)	Bodies Corporate	3	704372	704372	17.6093	17.6093	0.0000	0.0000
(d)	Financial Institutions/ Banks	0	0	0	0.0000	0.0000	0.0000	0.0000
(e)	Any Others(Specify)	0	0	0	0.0000	0.0000	0.0000	0.0000
(e-I)	State Government Institutions	0	0	0	0.0000	0.0000	0.0000	0.0000
(e-II)								
	Sub Total(A)(1)	5	2113861	2113861	52.8464	52.8464	0.0000	0.0000
2	Foreign							
a	Individuals (Non-Residents)	0	0	0	0.0000	0.0000	0.0000	0.0000
b	Bodies Corporate	0	0	0	0.0000	0.0000	0.0000	0.0000
c	Institutions	0	0	0	0.0000	0.0000	0.0000	0.0000
d	Any Others(Specify)	0	0	0	0.0000	0.0000	0.0000	0.0000
d-I								
d-II								
	Sub Total(A)(2)	0	0	0	0.0000	0.0000	0.0000	0.0000
	Total Shareholding of Promoter and Promoter Group (A)= (A)(1)+(A)(2)	5	2113861	2113861	52.8464	52.8464	0.0000	0.0000





Category code	Category of Shareholder	Number of Shareholders	Total No. of Shares	Shares In Demat	Total shareholding as a percentage of total number of shares		Shares Pledged or Otherwise Encumbered	
					As a percentage of (A+B)	As a percentage of (A+B+C)	Number of shares	As a percentage of IX = (VIII)/IV
(B)	Public shareholding							
1	Institutions							
(a)	Mutual Funds/ UTI	0	0	0	0.0000	0.0000	0.0000	0.0000
(b)	Financial Institutions / Banks	0	0	0	0.0000	0.0000	0.0000	0.0000
(c)	Central Government/ State Government(s)	0	0	0	0.0000	0.0000	0.0000	0.0000
(d)	Venture Capital Funds	0	0	0	0.0000	0.0000	0.0000	0.0000
(e)	Insurance Companies	0	0	0	0.0000	0.0000	0.0000	0.0000
(f)	Foreign Institutional Investors	0	0	0	0.0000	0.0000	0.0000	0.0000
(g)	Foreign Venture Capital	0	0	0	0.0000	0.0000	0.0000	0.0000
(h)	Any Other (specify)	0	0	0	0.0000	0.0000	0.0000	0.0000
	Sub-Total (B)(1)	0	0	0	0.0000	0.0000	0.0000	0.0000
B 2	Non-Institutions							
(a)	Bodies Corporate	140	109557	99657	2.7389	2.7389	NA	NA
(b)	Individuals							
I	i. Individual shareholders holding nominal share capital up to Rs. 1 lakh	6249	1437646	1190275	35.9411	35.9411	NA	NA
II	ii. Individual shareholders holding nominal share capital in excess of Rs. 1 lakh.	11	254378	254378	6.3594	6.3594	NA	NA
(c)	Qualified Foreign Investor	0	0	0	0.0000	0.0000	0.0000	0.0000
(d)	Any Other							
	Clearing Member	9	2999	2999	0.0750	0.0750	NA	NA
	Hindu Undivided Families	131	71371	71371	1.7843	1.7843	NA	NA
	Non Resident Indians	20	10195	10195	0.2549	0.2549	NA	NA
	Sub-Total (B)(2)	6560	1886146	1628875	47.1536	47.1536	0.0000	0.0000





Category code	Category of Shareholder	Number of Shareholders	Total No. of Shares	Shares in Demat	Total shareholding as a percentage of total number of shares		Shares Pledged or Otherwise Encumbered	
					As a percentage of (A+B)	As a percentage of (A+B+C)	Number of shares	As a percentage of IX = (VIII)/IV
(B)	Total Public Shareholding (B) = (B)(1)+(B)(2)	6560	1866146	1628875	47.1536	47.1536	NA	NA
	TOTAL (A)+(B)	6565	4000007	3742736	100.0000	100.0000	0.0000	0.0000
(C)	Shares held by Custodians and against which Depository Receipts have been issued	0	0	0	0.0000	0.0000	NA	NA
	Promoter and Promoter Group	0	0	0	0.0000	0.0000	NA	NA
	Public	0	0	0	0.0000	0.0000	NA	NA
	GRAND TOTAL (A)+(B)+(C)	6565	4000007	3742736	100.0000	100.0000	0.0000	0.0000





(f)(b) Statement showing holding of securities (including shares, warrants, convertible securities) of person belonging to the category "Promoter and Promoter Group" - 30.09.2013

Sr. No.	Name of the shareholder	Details of Shares Held		Encumbered shares			Details of warrants		Details of convertible securities		Total shares (including underlying shares assuming full conversion of warrants and convertible securities) as a % of diluted share capital
		Number of shares held	As a % of Grand Total (A)+(B)+(C)	No. of shares held	As a percentage	As a % of grand total (A) + (B) + (C)	Number of warrants held	As a % of total number of warrants of the same class	Number of warrants held	As a % of total number of warrants of the same class	
(I)	(II)	(III)	(IV)	(V)	(VI) = (V) / (III) X 100	(VII)	(VIII)	(IX)	(X)	(XI)	(XII)
1	Electronics Corporation of Tamilnadu Ltd.	1040806	26.0001	0	0	0	0	0.0000	0	0.0000	26.0001
2	Star Technologies Pvt. Ltd.	450000	11.2499	0	0	0	0	0.0000	0	0.0000	11.2499
3	Star Projects Management Pvt. Ltd.	1	0.0000	0	0	0	0	0.0000	0	0.0000	0.0000
4	Southern Projects Management Pvt. Ltd.	254371	6.3593	0	0	0	0	0.0000	0	0.0000	6.3593
5	Shanmugham Thilagarajulu	369483	9.2371	0	0	0	0	0.0000	0	0.0000	9.2371
TOTAL		2113861	52.8464	0	0	0	0	0.0000	0	0.0000	52.8464





(1) (C)(i) Statement showing of securities (including shares, warrants, convertible securities) of persons belonging to the category "Public" and holding more than 1% of the total number of shares -30.09.2013

Sr. No.	Name of the shareholder			Details of warrants		Details of convertible securities		Total shares (including underlying shares assuming full conversion of warrants and convertible securities) as a % of diluted share capital
		Number of shares held	Shares as a % of Total number of shares (i.e., Grand Total (A) + (B) + (C) indicated in Statement at para (1)(a) above)	No. of warrants held	As a % total number of warrants of the same class	Number of convertible securities held	% w.r.t. total number of convertible securities of the same class	
1	Vinay Rao K	50500	1.2624	0	0	0	0	1.2624
TOTAL		50500	1.2624	0.0000	0.0000	0	0.0000	1.2624





(I) (C) (ii) Statement showing of securities (including shares, warrants, convertible securities) of persons (together with PAC) belonging to category "Public" and holding more than 5% of the total number of shares of the company - 30.09.2013

Sr. No.	Name(s) of the shareholder(s) and the Persons Acting in Concert(PAC) with them				Details of warrants		Details of convertible securities		Total shares (Including underlying shares assuming full conversion of warrants and convertible securities) as a % of diluted share capital
		Number of shares held	Shares as a % of Total number of shares (i.e., Grand Total (A) + (B) + (C) indicated in Statement at para (1)(a) above)	No. of warrants held	As a % total number of warrants of the same class	Number of convertible securities held	% w.r.t. total number of convertible securities of the same class		
1				NIL					
	TOTAL	0	0.0000			0	0.0000		0





(I)(d) Statement showing details of locked-in-shares 30-09-2013

Sr. No.	Name of the shareholder	Category of Shareholders (Promoters/Public)	Number of locked in shares	Locked-in shares as a % of Total Number of shares (i.e. Grand Total) (A) + (B) + (C) indicated in statement at para (I) (a) (Above)
1		NIL		
	TOTAL			





(II)(a) Statement showing details of Depository Receipts (DRs) - 30.09.2013

Sr. No.	Type of outstanding DR (ADRs, GDRs, SDRs, etc.)	Number of outstanding DRs	Number of shares underlying outstanding DRs	Shares underlying outstanding DRs as a percentage of total number of shares {i.e., Grand Total (A)+(B)+(C) indicated in Statement at para (I)(a) above}
1				
2				
3				
4				
TOTAL		0	0	0.00





(II)(b) Statement showing Holding of Depository Receipts (DRs), where underlying

shares held by Promoter/Promoter Group are in excess of 1% of the total number of shares - 30.09.2013

Sr. No.	Name of the DR Holder	Type of outstanding DR (ADRs, GDRs, SDRs, etc.)	Number of shares underlying outstanding DRs	Shares underlying outstanding DRs as a percentage of total number of shares {i.e., Grand Total (A)+(B)+(C) indicated in Statement at para (I)(a) above}
1				
2				
3				
4				
TOTAL			0	0.00



January 9, 2014

The Secretary,
Madras Stock Exchange Ltd.,
Post Box No. 183,
11, Second Line Beach,
Chennai – 600 001.

✓ The Secretary,
Bombay Stock Exchange Ltd.
Phiroze Jeejeebhai Towers,
Dalal Street,
Mumbai – 400 001.

Dear Sir,

Sub: Submission of Distribution Schedule for the quarter ended 31.12.2013

We invite your attention to Clause 35 of the Listing Agreement regarding distribution Schedule. In this connection, please find enclosed four copies of the Distribution Schedule for the quarter ended 31.12.2013.

Kindly acknowledge receipt of the same.

Thanking you,

Yours truly,
For ELNET TECHNOLOGIES LIMITED,


G. VENKATARAMANAN
COMPLIANCE OFFICER

Encl.: As above

January 9, 2014

The Secretary,
Madras Stock Exchange Ltd.,
Post Box No. 183,
11, Second Line Beach,
Chennai – 600 001.

The Secretary,
Bombay Stock Exchange Ltd.
Phiroze Jeejeebhai Towers,
Dalal Street,
Mumbai – 400 001.

Dear Sir,

Sub: Submission of Distribution Schedule for the quarter ended 31.12.2013

We invite your attention to Clause 35 of the Listing Agreement regarding distribution Schedule. In this connection, please find enclosed four copies of the Distribution Schedule for the quarter ended 31.12.2013.

Kindly acknowledge receipt of the same.

Thanking you,

Yours truly,
For ELNET TECHNOLOGIES LIMITED,


C. VENKATARAMANAN
COMPLIANCE OFFICER

Encl.: As above



Name of the Company : Elnet Technologies Ltd

Script Code : 517477 Quarter Ended : 31.12.2013

Class : Equity

Convertible Securities

Partly paid up shares	No. of partly paid up shares	As a % of total no. of partly paid up shares	As a % of total no. of shares of the company
Held promoter / promoter group	0	0.00	0.00
Held by public	0	0.00	0.00
Total - D	0	0.00	0.00

Outstanding Convertible Securities

Outstanding Convertible Securities	No. of outstanding securities	As a % of total no. of outstanding convertible securities	As a % of total no. of shares of the company, assuming full conversion of the convertible securities
Held promoter / promoter group	0	0.00	0.00
Held by public	0	0.00	0.00
Total - E	0	0.00	0.00

Warrants

Warrants	No. of warrants	As a % of total no. of warrants	As a % of total no. of shares of the company, assuming full conversion of warrants
Held promoter / promoter group	0	0.00	0.00
Held by public	0	0.00	0.00

Total paid up capital of the company assuming full conversion of warrants and convertible securities

4000007





Statement Showing Shareholding Pattern

Name of the Company : **ELNET TECHNOLOGIES LIMITED**

Scrip Code : **517477**

Quarter Ended :

31.12.2013

Class : **Equity**

Category code	Category of Shareholder	Number of Shareholders	Total No. of Shares	Shares in Demat	Total shareholding as a percentage of total number of shares		Shares Pledged on Otherwise Encumbered	
					As a percentage of (A+B)	As a percentage of (A+B+C)	Number of shares	As a percentage of IX = (VIII)/IV
(I)	(II)	(III)	(IV)	(V)	(VI)	(VII)	(VIII)	(IX)
(A)	Shareholding of Promoter and Promoter Group							
1	Indian							
(a)	Individuals/ Hindu Undivided Family	1	369483	369483	9.2371	9.2371	0.0000	0.0000
(b)	State Government	1	1040006	1040006	26.0001	26.0001	0.0000	0.0000
(c)	Bodies Corporate	3	704372	704372	17.6093	17.6093	0.0000	0.0000
(d)	Financial Institutions/ Banks	0	0	0	0.0000	0.0000	0.0000	0.0000
(e)	Any Others(Specify)	0	0	0	0.0000	0.0000	0.0000	0.0000
(e-I)	State Government Institutions	0	0	0	0.0000	0.0000	0.0000	0.0000
(e-II)								
	Sub Total(A)(1)	5	2113861	2113861	52.8464	52.8464	0.0000	0.0000
2	Foreign							
a	Individuals (Non-Residents)	0	0	0	0.0000	0.0000	0.0000	0.0000
b	Bodies Corporate	0	0	0	0.0000	0.0000	0.0000	0.0000
c	Institutions	0	0	0	0.0000	0.0000	0.0000	0.0000
d	Any Others(Specify)	0	0	0	0.0000	0.0000	0.0000	0.0000
	Sub Total(A)(2)	0	0	0	0.0000	0.0000	0.0000	0.0000
	Total Shareholding of Promoter and Promoter Group (A)= (A)(1)+(A)(2)	5	2113861	2113861	52.8464	52.8464	0.0000	0.0000

[Handwritten Signature]



Category code	Category of Shareholder	Number of Shareholders	Total No. of Shares	Shares in Demat	Total shareholding as a percentage of total number of shares		Shares Pledged on Otherwise Encumbered	
					As a percentage of (A+B)	As a percentage of (A+B+C)	Number of shares	As a percentage of IX = (VIII)/IV
(B)	Public shareholding							
1	Institutions							
(a)	Mutual Funds/ UTI	0	0	0	0.0000	0.0000	0.0000	0.0000
(b)	Financial Institutions/ Banks	0	0	0	0.0000	0.0000	0.0000	0.0000
(c)	Central Government/ State Government(s)	0	0	0	0.0000	0.0000	0.0000	0.0000
(d)	Venture Capital Funds	0	0	0	0.0000	0.0000	0.0000	0.0000
(e)	Insurance Companies	0	0	0	0.0000	0.0000	0.0000	0.0000
(f)	Foreign Institutional Investors	0	0	0	0.0000	0.0000	0.0000	0.0000
(g)	Foreign Venture Capital	0	0	0	0.0000	0.0000	0.0000	0.0000
(h)	Any Other (specify)	0	0	0	0.0000	0.0000	0.0000	0.0000
	Sub-Total (B)(1)	0	0	0	0.0000	0.0000	0.0000	0.0000
B 2	Non-institutions							
(a)	Bodies Corporate	136	104667	94767	2.6167	2.6167	NA	NA
(b)	Individuals							
I	Individuals -I. Individual shareholders holding nominal share capital up to Rs 1 lakh	6205	1420526	1173755	35.5131	35.5131	NA	NA
II	II. Individual shareholders holding nominal share capital in excess of Rs. 1 lakh.	12	277265	277265	6.9316	6.9316	NA	NA
(c)	Qualified Foreign Investor	0	0	0	0.0000	0.0000	0.0000	0.0000
(d)	Any Other							
	Clearing Member	8	1076	1076	0.0269	0.0269	NA	NA
	Hindu Undivided Families	134	69928	69928	1.7482	1.7482	NA	NA
	Non Resident Indians	20	12684	12684	0.3171	0.3171	NA	NA
	Sub-Total (B)(2)	6515	1886146	1629475	47.1536	47.1536	0.0000	0.0000



Category code	Category of Shareholder	Number of Shareholders	Total No. of Shares	Shares in Demat	Total shareholding as a percentage of total number of shares		Shares Pledged or Otherwise Encumbered	
					As a percentage of (A+B)	As a percentage of (A+B+C)	Number of shares	As a percentage of IX = (VIII)/IV
(A)	Total Public Shareholding (B) = (B)(1)+(B)(2)	6515	1886146	1629475	47.1536	47.1536	NA	NA
	TOTAL (A)+(B)	6520	4000007	3743336	100.0000	100.0000	0.0000	0.0000
(C)	Shares held by Custodians and against which Depository Receipts have been issued	0	0	0	0.0000	0.0000	NA	NA
	Promoter and Promoter Group	0	0	0	0.0000	0.0000	NA	NA
	Public	0	0	0	0.0000	0.0000	NA	NA
	GRAND TOTAL (A)+(B)+(C)	6520	4000007	3743336	100.0000	100.0000	0.0000	0.0000




(1)(b) Statement showing holding of securities (including shares, warrants, convertible securities) of person belonging to the category "Promoter and Promoter Group" - 31.12.2013

Sr. No.	Name of the shareholder	Details of Shares Held		Encumbered shares			Details of warrants		Details of convertible securities		Total shares (including underlying shares assuming full conversion of warrants and convertible securities) as a % of diluted share capital
		Number of shares held	As a % of Grand Total (A)+(B)+(C)	No. of shares held	As a percentage	As a % of grand total (A) + (B) + (C)	Number of warrants held	As a % of total number of warrants of the same class	Number of warrants held	As a % of total number of warrants of the same class	
(I)	(II)	(III)	(IV)	(V)	(VI) = (V) / (III) X 100	(VII)	(VIII)	(IX)	(X)	(XI)	(XII)
1	Electronics Corporation of Tamilnadu Ltd.	1040006	26.0001	0	0	0	0	0.0000	0	0.0000	26.0001
2	Stur Technologies Pvt. Ltd.	450000	11.2499	0	0	0	0	0.0000	0	0.0000	11.2499
	Stur Projects Management Pvt. Ltd.	1	0.0000	0	0	0	0	0.0000	0	0.0000	0.0000
	Southern Projects Management Pvt. Ltd.	254371	6.3593	0	0	0	0	0.0000	0	0.0000	6.3593
5	Shanmugham Thiagarajan	369483	9.2371	0	0	0	0	0.0000	0	0.0000	9.2371
TOTAL		2113861	52.8464	0	0	0	0	0.0000	0	0.0000	52.8464



(1)(C)(i) Statement showing of securities (including shares, warrants, convertible securities) of persons belonging to the category "Public" and holding more than 1% of the total number of shares - 31.12.2013

Sr. No.	Name of the shareholder			Details of warrants		Details of convertible securities		Total shares (including underlying shares assuming full conversion of warrants and convertible securities) as a % of diluted share capital
		Number of shares held	Shares as a % of Total number of shares (i.e., Grand Total (A) + (B) + (C) Indicated in Statement at para (1)(a) above)	No. of warrants held	As a % total number of warrants of the same class	Number of convertible securities held	% w.r.t. total number of convertible securities of the same class	
	Vinay Rao K	50500	1.2624	0	0	0	0	1.2624
	TOTAL	50500	1.2624	0.0000	0.0000	0	0.0000	1.2624



(I)(d) Statement showing details of locked-in shares 31-12-2013

Sr. No.	Name of the shareholder	Category of Shareholders (Promoters/Public)	Number of locked in shares	Locked-in shares as a % of Total Number of shares (i.e. Grand Total) (A) + (B) + (C) Indicated in statement at para (I) (a) (Above)
1		NIL		
	TOTAL			



(II)(a) Statement showing details of Depository Receipts (DRs) - 31.12.2013

Sr. No.	Type of outstanding DR (ADRs, GDRs, SDRs, etc.)	Number of outstanding DRs	Number of shares underlying outstanding DRs	Shares underlying outstanding DRs as a percentage of total number of shares {i.e., Grand Total (A)+(B)+(C) indicated in Statement at para (I)(a) above}
1				
2				
3				
4				
TOTAL		0	0	0.00



(II)(b) Statement showing Holding of Depository Receipts (DRs), where underlying

shares held by Promoter/Promoter Group are in excess of 1% of the total number of shares - 31.12.2013

Sr. No.	Name of the DR Holder	Type of outstanding DR (ADRs, GDRs, SDRs, etc.)	Number of shares underlying outstanding DRs	Shares underlying outstanding DRs as a percentage of total number of shares {i.e., Grand Total (A)+(B)+(C) Indicated in Statement at para (I)(a) above}
1				
2				
3				
4				
TOTAL			0	0.00





April 7, 2014

The Secretary,
Madras Stock Exchange Ltd.,
Post Box No. 183,
11, Second Line Beach,
Chennai - 600 001.

The Secretary,
Bombay Stock Exchange Ltd.
Phiroze Jeejeebhai Towers,
Dalal Street,
Mumbai - 400 001.

Dear Sir,

Sub: Submission of Distribution Schedule for the quarter ended 31.03.2014

We invite your attention to Clause 35 of the Listing Agreement regarding distribution Schedule. In this connection, please find enclosed four copies of the Distribution Schedule for the quarter ended 31.03.2014.

Kindly acknowledge receipt of the same.

Thanking you,

Yours truly,
For ELNET TECHNOLOGIES LIMITED,


C. VENKATARAMANAN
COMPLIANCE OFFICER

Encl.: As above



April 7, 2014

✓
The Secretary,
Madras Stock Exchange Ltd.,
Post Box No. 183,
11, Second Line Beach,
Chennai – 600 001.

✓
The Secretary,
Bombay Stock Exchange Ltd.
Phiroze Jeejeebhai Towers,
Dalal Street,
Mumbai – 400 001.

Dear Sir,

Sub: Submission of Distribution Schedule for the quarter ended 31.03.2014

We invite your attention to Clause 35 of the Listing Agreement regarding distribution Schedule. In this connection, please find enclosed four copies of the Distribution Schedule for the quarter ended 31.03.2014. ✓

Kindly acknowledge receipt of the same.

Thanking you,

Yours truly,
For ELNET TECHNOLOGIES LIMITED,


G. VENKATARAMANAN
COMPLIANCE OFFICER

Encl.: As above



Name of the Company : Elnet Technologies Ltd

Scrip Code : 517477 Quarter Ended : 31.03.2014

Class : Equity

Convertible Securities

Partly paid up shares	No. of partly paid up shares	As a % of total no. of partly paid up shares	As a % of total no. of shares of the company
Held promoter / promoter group	0	0.00	0.00
Held by public	0	0.00	0.00
Total - D	0	0.00	0.00

Outstanding Convertible Securities

Outstanding Convertible Securities	No. of outstanding securities	As a % of total no. of outstanding convertible securities	As a % of total no. of shares of the company, assuming full conversion of the convertible securities
Held promoter / promoter group	0	0.00	0.00
Held by public	0	0.00	0.00
Total - E	0	0.00	0.00

Warrants

Warrants	No. of warrants	As a % of total no. of warrants	As a % of total no. of shares of the company, assuming full conversion of warrants
Held promoter / promoter group	0	0.00	0.00
Held by public	0	0.00	0.00

Total paid up capital of the company assuming full conversion of warrants and convertible securities

4000007





Statement Showing Shareholding Pattern

Name of the Company : **ELNET TECHNOLOGIES LIMITED**

Scrip Code : **517477**

Quarter Ended :

31.03.2014

Class : Equity

Category code	Category of Shareholder	Number of Shareholders	Total No. of Shares	Shares in Demat	Total shareholding as a percentage of total number of shares		Shares Placed on Otherwise Encumbered	
					As a percentage of (A+B)	As a percentage of (A+B+C)	Number of shares	As a percentage of IX = (VIII)/IV
(I)	(II)	(III)	(IV)	(V)	(VI)	(VII)	(VIII)	(IX)
(A)	Shareholding of Promoter and Promoter Group							
1	Indian							
(a)	Individuals/ Hindu Undivided Family	1	369483	369483	9.2371	9.2371	0.0000	0.0000
(b)	State Government	1	1040006	1040006	26.0001	26.0001	0.0000	0.0000
(c)	Bodies Corporate	3	704372	704372	17.6093	17.6093	0.0000	0.0000
(d)	Financial Institutions/ Banks	0	0	0	0.0000	0.0000	0.0000	0.0000
(e)	Any Others(Specify)	0	0	0	0.0000	0.0000	0.0000	0.0000
(e-i)	State Government Institutions	0	0	0	0.0000	0.0000	0.0000	0.0000
(e-ii)								
	Sub Total(A)(1)	5	2113861	2113861	52.8464	52.8464	0.0000	0.0000
2	Foreign							
a	Individuals (Non-Residents)	0	0	0	0.0000	0.0000	0.0000	0.0000
b	Bodies Corporate	0	0	0	0.0000	0.0000	0.0000	0.0000
c	Institutions	0	0	0	0.0000	0.0000	0.0000	0.0000
d	Any Others(Specify)	0	0	0	0.0000	0.0000	0.0000	0.0000
	Sub-Total(A)(2)	0	0	0	0.0000	0.0000	0.0000	0.0000
	Total Shareholding of Promoter and Promoter Group (A)= (A)(1)+(A)(2)	5	2113861	2113861	52.8464	52.8464	0.0000	0.0000





Category code	Category of Shareholder	Number of Shareholders	Total No. of Shares	Shares in Demat	Total shareholding as a percentage of total number of shares		Shares Pledged or Otherwise Encumbered	
					As a percentage of (A+B)	As a percentage of (A+B+C)	Number of shares	As a percentage of IX = (VIII)/IV
(B)	Total Public Shareholding (B) = (B)(1)+(B)(2)	6427	1886146	1629875	47.1536	47.1536	NA	NA
	TOTAL (A)+(B)	6432	4000007	3743736	100.0000	100.0000	0.0000	0.0000
(C)	Shares held by Custodians and against which Depository Receipts have been issued	0	0	0	0.0000	0.0000	NA	NA
	Promoter and Promoter Group	0	0	0	0.0000	0.0000	NA	NA
	Public	0	0	0	0.0000	0.0000	NA	NA
	GRAND TOTAL (A)+(B)+(C)	6432	4000007	3743736	100.0000	100.0000	0.0000	0.0000





(1)(b) Statement showing holding of securities (including shares, warrants, convertible securities of person belonging to the category "Promoter and Promoter Group" - 31.03.2014

Sr. No.	Name of the shareholder	Details of Shares Held		Encumbered shares			Details of warrants		Details of convertible securities		Total shares (Including underlying shares assuming full conversion of warrants and convertible securities) as a % of diluted share capital
		Number of shares held	As a % of Grand Total (A) + (B) + (C)	No. of shares held	As a percentage	As a % of grand total (A) + (B) + (C)	Number of warrants held	As a % of total number of warrants of the same class	Number of warrant s held	As a % of total number of warrants of the same class	
(i)	(ii)	(iii)	(iv)	(v)	(vi) = (v) / (iii) X 100	(vii)	(viii)	(ix)	(x)	(xi)	(xii)
1	Electronics Corporation of Tamilnadu Ltd.	1040006	26.0001	0	0	0	0	0.0000	0	0.0000	26.0001
	Star Technologies Pvt. Ltd.	450000	11.2499	0	0	0	0	0.0000	0	0.0000	11.2499
3	Star Projects Management Pvt. Ltd	1	0.0000	0	0	0	0	0.0000	0	0.0000	0.0000
4	Southern Projects Management Pvt. Ltd	254373	6.3593	0	0	0	0	0.0000	0	0.0000	6.3593
5	Shanmugham Thilagaran	369483	9.2371	0	0	0	0	0.0000	0	0.0000	9.2371
TOTAL		2113661	52.8464	0	0	0	0	0.0000	0	0.0000	52.8464





(I) (C) (i) Statement showing of securities (including shares, warrants, convertible securities) of persons belonging to the category "Public" and holding more than 1% of the total number of shares -31.03.2014

Sl. No.	Name of the shareholder			Details of warrants		Details of convertible securities		Total shares (including underlying shares assuming full conversion of warrants and convertible securities) as a % of diluted share capital
		Number of shares held	Shares as a % of Total number of shares (i.e., Grand Total (A) + (B) + (C) Indicated in Statement at para (I)(a) above)	No. of warrants held	As a % total number of warrants of the same class	Number of convertible securities held	% w.r.t. total number of convertible securities of the same class	
1	Vinay Rao K	50500	1.2625	0	0	0	0	1.2625
2	Ashok Kumar Jain	46861	1.1715	0	0	0	0	1.1715
TOTAL		97361	2.4340	0.0000	0.0000	0	0.0000	2.4340



()



(I) (C) (II) Statement showing of securities (including shares, warrants, convertible securities) of persons (together with PAC) belonging to category "Public" and holding more than 5% of the total number of shares of the company -31.03.2014

Sr. No.	Name(s) of the shareholder(s) and the Persons Acting in Concert(PAC) with them			Details of warrants		Details of convertible securities		Total shares (Including underlying shares assuming full conversion of warrants and convertible securities) as a % of diluted share capital
		Number of shares held	Shares as a % of Total number of shares (i.e., Grand Total (A) + (B) + (C) Indicated in Statement at para (I)(a) above)	No. of warrants held	As a % total number of warrants of the same class	Number of convertible securities held	% w.r.t. total number of convertible securities of the same class	
1				NIL				
TOTAL		0	0.0000			0	0.0000	0





(I)(d) Statement showing details of locked-in-shares 31-03-2014

Sr. No.	Name of the shareholder	Category of Shareholders (Promoters/Public)	Number of locked in shares	Locked-In shares as a % of Total Number of shares (i.e. Grand Total) (A) + (B) + (C) Indicated in statement at para (I) (a) (Above)
1		NIL		
TOTAL				





(II)(a) Statement showing details of Depository Receipts (DRs) - 31.03.2014

Sr. No.	Type of outstanding DR (ADRs, GDRs, SDRs, etc.)	Number of outstanding DRs	Number of shares underlying outstanding DRs	Shares underlying outstanding DRs as a percentage of total number of shares (i.e., Grand Total (A)+(B)+(C) indicated in Statement at para (I)(a) above)
1				
2				
3				
4				
TOTAL		0	0	0.00





(II)(b) Statement showing Holding of Depository Receipts (DRs), where underlying

shares held by Promoter/Promoter Group are in excess of 1% of the total number of shares - 31.03.2014

Sr. No.	Name of the DR Holder	Type of outstanding DR (ADRs, GDRs, SDRs, etc.)	Number of shares underlying outstanding DRs	Shares underlying outstanding DRs as a percentage of total number of shares {i.e., Grand Total (A)+(B)+(C) indicated in Statement at para (I)(a) above}
1				
2				
3				
4				
TOTAL			0	0.00

